



The College Tour Counselor Guide

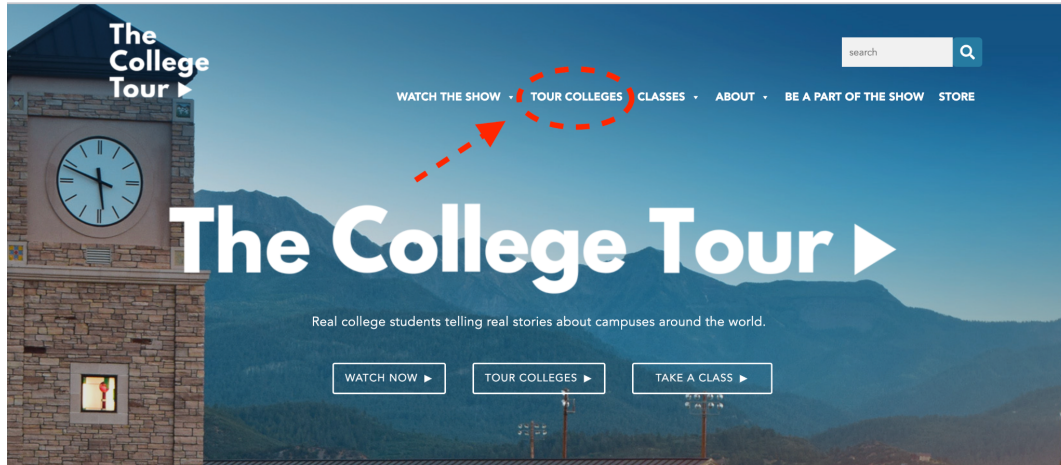
How to best use TheCollegeTour.com to help inspire and support your students with their college research.

What's in this Guide?


This document takes you step-by-step so you can maximize *The College Tour's* platform, and get the most out of our tools.

Where Do I Begin?:

Have your students tour colleges virtually by clicking [Tour Colleges](#)



- Use <https://www.thecollege tour.com/tour-colleges/> as a search engine
 - There are tour pages for EVERY college in the USA (approximately 2,500 4 year institutions and 900 community colleges)
 - **‘Featured Schools’ Tab**
 - Includes every school that has partnered with *The College Tour* to produce an episode




- **‘All Schools’ Tab**
 - Includes every college in the country, including schools that have not yet filmed an episode with The College Tour.


Filter Schools:

School State School Type Average Costs Student Population


Featured Schools **All Schools**




Tour Aaniiih Nakoda College Now




Tour Abilene Christian University Now




Tour Abraham Baldwin Agricultural College Now



Tour Abraham Lincoln University Now



Tour Academy of Art University Now



Tour Adams State University Now

Take our video based classes

- Take **The College Tour Classes**
 - **FREE CLASSES**
 - We offer 4 classes:
 - Core Class
 - Majors Class
 - First Gen Class
 - International Class
 - For an overview of the class and how it works click here:
 - [Welcome to The College Tour Class from Alex](#)
 - Estimated amount of time to complete - **45 minutes**.
 - Please note, at the end of the class, students can add your email address so you are able to get their answers.

Reflection Questions:

After watching each episode, have the students answer the following sample questions:

1. What did you like about the college?

2. Did you learn about a major that might be of interest to you?
3. Did the culture of the college resonate with you?
4. What did you think about the size of the college?
5. What did you think about the location of the college?

TCT Mini Digital Series:

- **Additional educational short form content found on www.thecollege tour.com:**
 - Ask Admissions
 - <https://www.thecollege tour.com/ask-admissions/>
 - Campus Towns USA
 - <https://www.thecollege tour.com/campus-towns-usa/>
 - This is a great series for students to watch in order to get a good sense of different campus towns across the US.
 - Navigating Financial Aid
 - <https://www.thecollege tour.com/navigating-financial-aid/>
 - Coffee with the President
 - <https://www.thecollege tour.com/coffee-with-the-president/>

Other useful free tools from *The College Tour*

- **Our YouTube Channel:**
 - <https://www.youtube.com/@TheCollegeTourTV>
 - Each college has its own video playlist
- **Tour Colleges by State**
 - You can also browse by State by viewing this spreadsheet: [The College Tour Episodes](#)
- **The TCT Blog.**
 - A place where diverse voices share stories and ideas about the pathway to higher education.
 - <https://www.thecollege tour.com/tct-blog/>

- **The The College Tour app (available globally and for free)**

- Available on itunes, etc.
- All episodes of *The College Tour* TV series stream on the app.

- **TCT social media channels**

- **Please follow us and encourage your students to as well in order to get real time updates.**
 - Instagram: @thecollege tourtv
 - Tik Tok: @thecollege tourtv
 - Twitter: @TheCollegeTour
 - LinkedIn: The College Tour

Promotion Resources:

- Want a **custom poster** for your highschool? Reach out to Gabriella
 - gabriella@thecollege tour.com



- Counselor Toolkit [Free Counselor Toolkit](#)
 - Includes:
 - A one-sheet explaining *The College Tour* to share with parents
 - Spreadsheet with all episodes organized by state
 - Posters for students to learn about the class (includes a QR CODE)
 - Posters for students to learn about the TV series (includes a QR CODE)

Engagement Ideas:

1. Add a link to www.thecollege tour.com on your HS website under college readiness assets.
2. Host a Virtual College Tour Viewing Party with Your Students

3. Send an email to parents letting them know about the free college tour assets - the class and TV series.
 - A PDF explanation one-sheet is found in the toolkit.
 - Also include the “Welcome Video” in the email to parents:
 - [Welcome to The College Tour Class from Alex](#)
4. Put a link to the class and a link to the TV series in your google classroom.
5. Print the TCT student posters (found in the toolkit) and post them around your HS.
6. Play episodes on TVs/screens around your HS campus.
7. If you would like a personalized video directly to your students from host, Alex Boylan, encouraging them to take the class or watch the TV series please let us know. Please send us a short sample script and the request to <https://www.thecolleetour.com/contact-highschools/>.
8. Please send us photos of your students watching the TV show or taking the class. We will then share on our social media channels.

How Can You Support Our Mission?

Send us photos of how your school is using TCT resources!